



JANUS et Cie®

FOR IMMEDIATE RELEASE

CONTACT:
Serena Zahler
JANUS et Cie
805.566.0372
szahler@janusetcie.com

New Versatile Pieces for the Rio Collection

JANUS et Cie introduces six new and exciting pieces to the Rio collection, designed by Rios Clementi Hale Studios and named for its mesmerizing river-like curves. Originally consisting of nine benches that mix and match to give a varied look to outdoor public spaces, Rio's latest additions include a cocktail table, side table, connection module, planter, table attachment and trash receptacle that bring an even greater dynamic to the collection.

"The Rio line expansion is the culmination of our original design intent. The new pieces continue to be inspired by river forms— rocks, pebbles, tributaries, lush riverbanks. They greatly expand the line's configurability and create even more inviting spaces. The Rio line can now bring the comfort of the living room or lounge to any outdoor setting," says Sebastian Salvadó, a Creative Director at Rios Clementi Hale Studios.

The 15-piece collection is made from a durable powder coated aluminum and is available in three finishes: Bronze, Metallic Grey and White. Designed to exist as individual freestanding elements or joined together, the pieces can be customized in endless combinations and are ideal for municipalities, shopping centers and any other site space.

"The design is sleek and vibrant, and the modules weave seamlessly into natural surroundings," says Janice Feldman, founder and CEO of JANUS et Cie. "What I love about Rio is how perfectly the pieces marry the practical and the playful. The newest additions only amplify the incredible capabilities of the collection."

Rio collection includes:

- Cocktail Table Round 152
- Side Table Round 79
- Bench 137
- Bench Wide 206
- Backless Bench 137
- Backless Bench Curved 169
- Backless Bench Curved Wide 189
- Bench Convex 169
- Bench Convex Wide 189
- Bench Concave 169
- Bench Concave Wide 189
- Connection Module

THE DEFINITIVE SOURCE FOR SITE, GARDEN & CASUAL FURNISHINGS

JANUSETCIE.COM | SHOPJANUSETCIE.COM



JANUS et Cie®

-Table Attachment
-Planter Curved 189

-Trash Receptacle

Rio finishes:

-Bronze
-Metallic Grey
-Textured White Vermouth

About Rios Clementi Hale Studios:

Rios Clementi Hale Studios has earned an international reputation for its collaborative and multi-disciplinary approach, establishing an award-winning tradition across an unprecedented range of design disciplines. The firm's Creative Directors—Mark Rios, FAIA, FASLA; Julie Smith-Clementi, IDSA; Frank Clementi, FAIA, AIGA; Bob Hale, FAIA; Mark Motonaga; Jessamyn Davis, COO; Andy Lantz; and Sebastian Salvadó—comprise a team involved in every aspect of design, from practice to education. Since 1985, the architects, landscape architects, planners, and urban, interior, exhibit, graphic, and product designers at Rios Clementi Hale Studios have been creating and telling stories through buildings, places, and products that are thoughtful, effective, and beautiful. In 2017, Rios Clementi Hale Studios released its first book entitled *Not Neutral: For Every Place, Its Story*, a robust visual collection of the studio's multi-disciplinary work, published by AMMO Books.

About JANUS et Cie:

The Definitive Source for Site, Garden, and Casual Furnishings®

For more than 40 years, JANUS et Cie has been an industry leader in design-driven furnishings for the outdoors. The luxury furniture brand, part of Lifestyle Design family with Cappellini, Cassina, Ceccotti Collezioni, Luminaire, Karakter and Poltrona Frau, serves commercial, hospitality and residential clients with a dedicated focus on outstanding quality, superior craftsmanship and unparalleled service. In the years since the company's founding in 1978, founder and CEO Janice Feldman and her exceptional team have transformed JANUS et Cie from a single showroom in the Los Angeles Pacific Design Center to a comprehensive global design resource with 19 flagship showrooms throughout North America, Singapore, Sydney and Milan, as well as field offices and select dealers throughout the world.

The company's namesake—the Roman god JANUS, whose two faces look both forward and back—is the foundation of a unified mission rooted in tradition, heritage and craft, yet equally dedicated to innovative materials and progressive engineering. This inspired long-term view is realized through the lens of a unique corporate culture that encourages curiosity, creativity and collaboration in the pursuit of excellence.

JANUS et Cie offers a diverse catalog of over 6,000 pieces—each design remarkably distinguished in concept and form—and in addition to furniture, includes a growing commitment to decorative accessories and performance textiles. Acclaimed by the most discriminating designers, architects and juried competitions, this powerful body of work has inspired for decades a demand for beautifully imagined furnishings to be used both indoors and out, and has influenced an entire industry in the process.

###

THE DEFINITIVE SOURCE FOR SITE, GARDEN & CASUAL FURNISHINGS

JANUSETCIE.COM | SHOPJANUSETCIE.COM






COCKTAIL TABLE
ROUND 152

DIA 60in 152cm
H 17in 43cm




SIDE TABLE ROUND 79

DIA 31in 79cm
H 17in 43cm



BENCH 137

W 54in 137cm
D 30in 76cm
H 33in 84cm
SD 33in 76cm
SH 17in 43cm




BENCH WIDE 206

W 81in 206cm
D 30in 76cm
H 33in 84cm
SD 33in 76cm
SH 17in 43cm




BACKLESS BENCH 137

W 54in 137cm
D 30in 76cm
H 17in 43cm



BACKLESS BENCH
CURVED 169

W 66½in 169cm
D 33in 84cm
H 17in 43cm
SD 30in 76cm
IR 119in 302cm



BACKLESS BENCH
CURVED WIDE 189

W 74¼in 189cm
D 35in 89cm
H 17in 43cm
SD 30in 76cm
IR 72in 183cm




BENCH CONVEX 169

W 66½in 169cm
D 33in 84cm
H 33in 84cm
SD 30in 76cm
SH 17in 43cm
IR 119in 302cm




BENCH CONVEX
WIDE 189

W 74¼in 189cm
D 35in 89cm
H 33in 84cm
SD 30in 76cm
SH 17in 43cm
IR 72in 183cm



BENCH CONCAVE 169

W 66½in 169cm
D 33in 84cm
H 33in 84cm
SD 30in 76cm
SH 17in 43cm
IR 119in 302cm



BENCH CONCAVE
WIDE 189

W 74¼in 189cm
D 35in 89cm
H 33in 84cm
SD 30in 76cm
SH 17in 43cm
IR 72in 183cm



CONNECTION MODULE

W 75in 190cm
D 65in 165cm
H 17in 43cm




TABLE ATTACHMENT

DIA 14in 36cm
H 28in 71cm



PLANTER CURVED 189

W 74¼in 189cm
D 35in 89cm
H 17in 43cm



TRASH RECEPTACLE

DIA 29½in 75cm
H 33in 84cm

☀️ ALUMINUM with JANUScoat™



Bronze



Metallic
Grey



Textured White
Vermouth

Leveling glides and surface mount system included. Mounting screws not included.
Available in all countries.